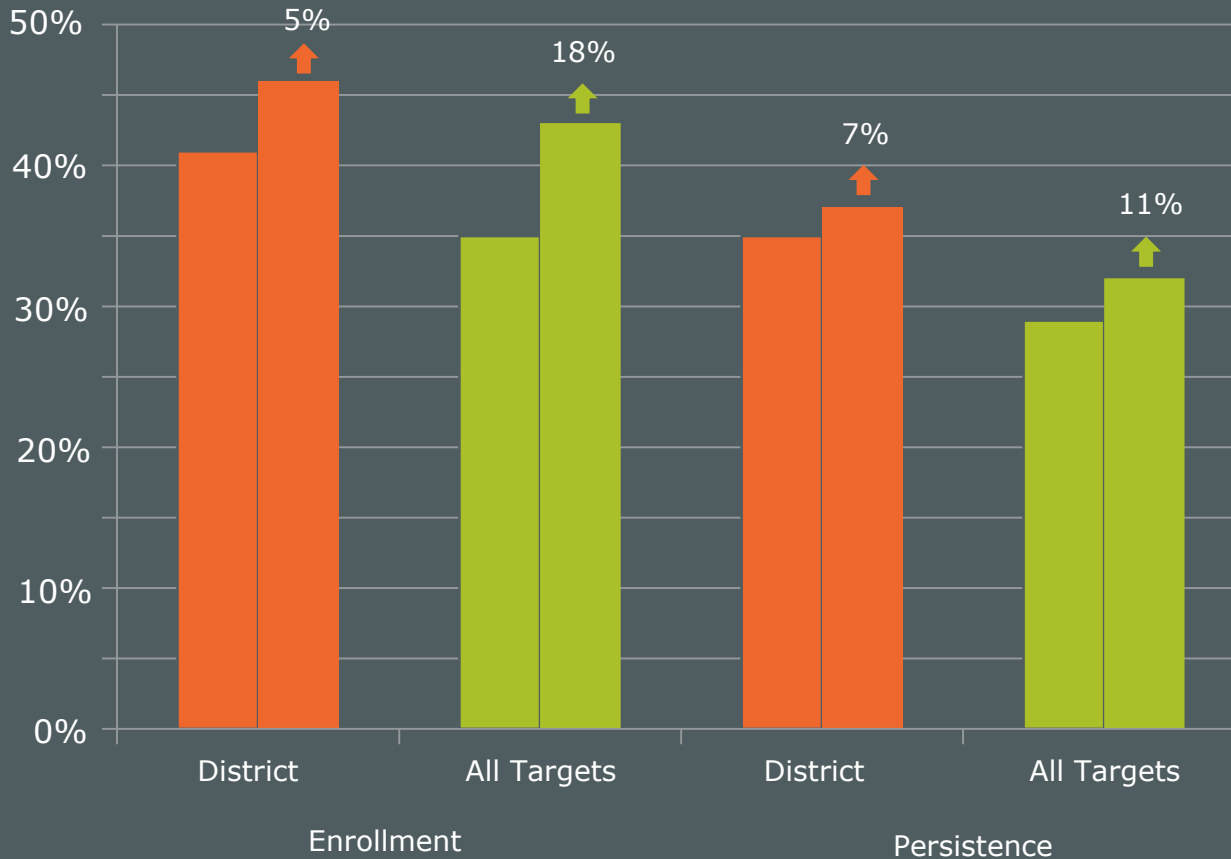


Big Wins for Postsecondary Success Collaborative Students: 2013

Percentage Change in College Enrollment and Persistence between 2009 and 2013

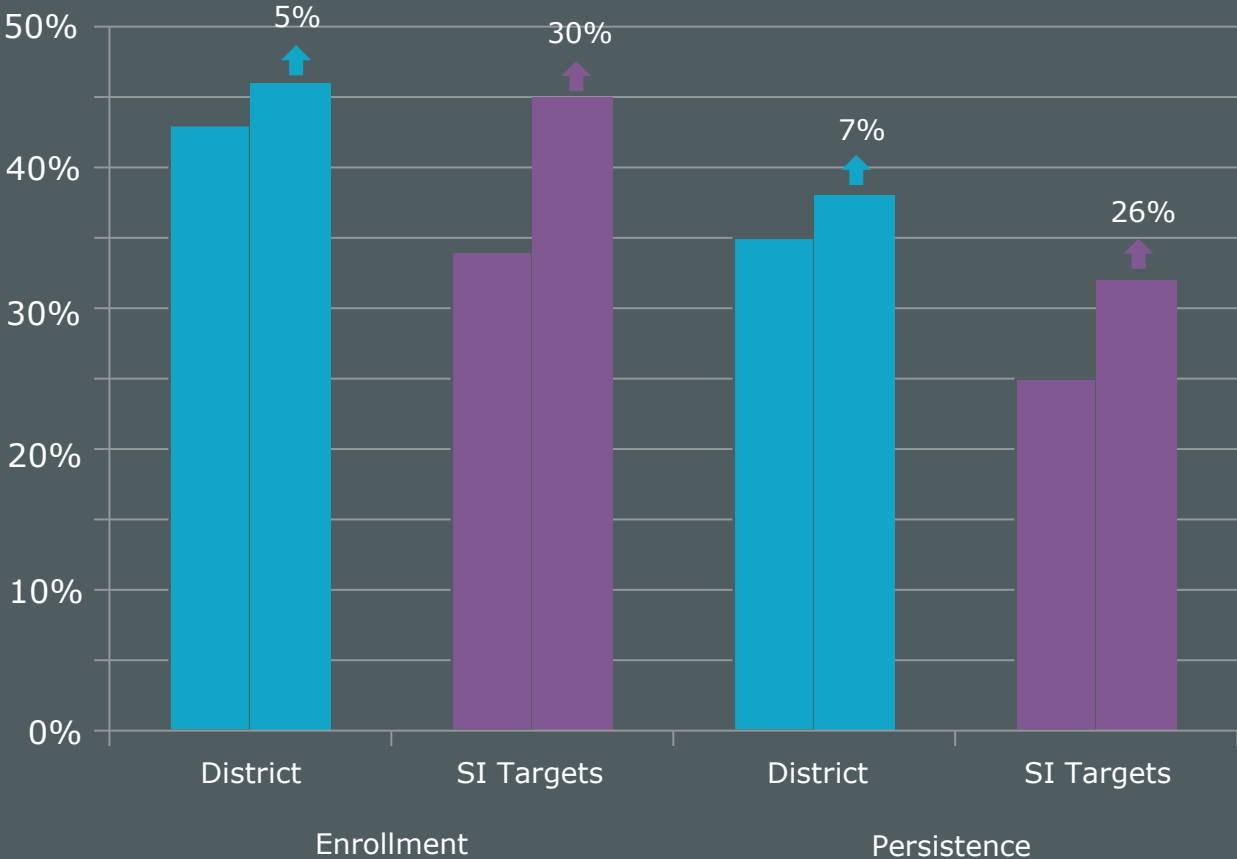


In the three Postsecondary Success Collaborative (PSC) communities, between 2009 and 2013, immediate college enrollment for 12th graders increased by 18% for graduating seniors among the ten pilot schools, compared to a 5% increase in the three school districts over the same period. College persistence – the number of students persisting from the first to the second year in college – increased by 11% among pilot school students during the life of the initiative, compared to a 7% increase across the three districts.

Miami data are from academic year 2011-2012 and Fall 2012 enrollment

Big Wins for Students: Strong Implementation

Percentage Change in College Enrollment and Persistence between 2009 and 2013 for Strong Implementation Schools

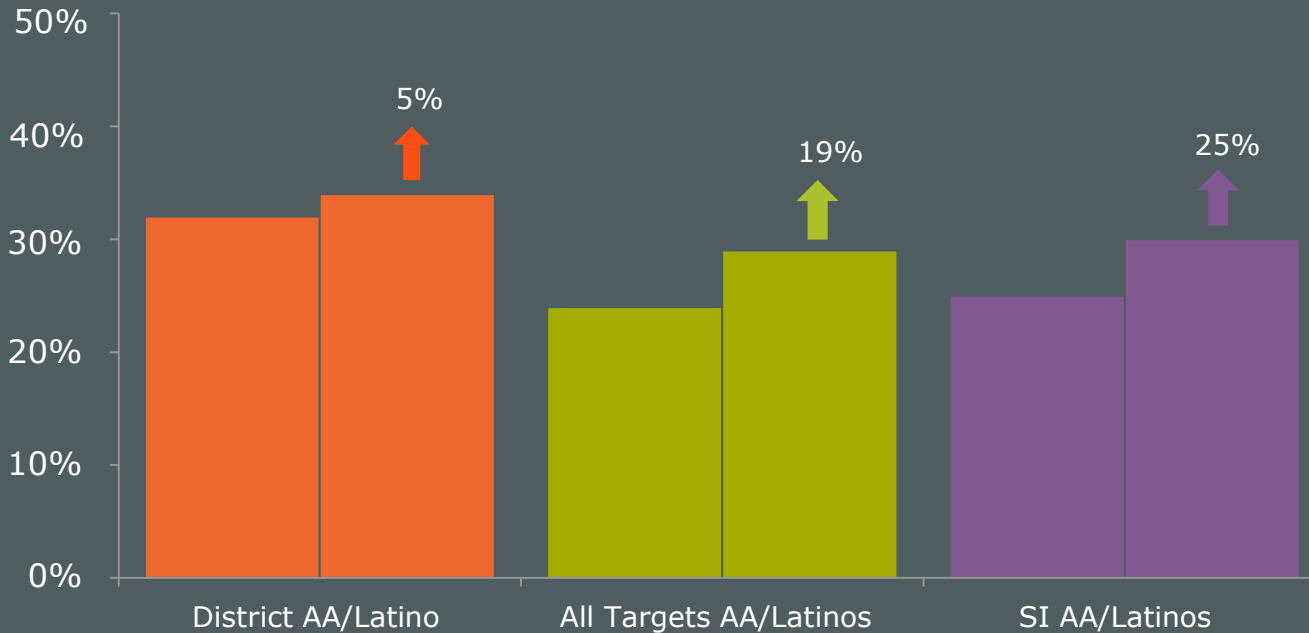


Strong implementation of the PSC initiative in the pilot high schools produced even bigger wins for students than those noted above. Among strong implementation schools, college enrollment increased by 30% over the life of the initiative and college persistence increased by 26% over the course of the initiative (compared to the 5% and 7% respective increases noted in the school districts).

Miami data are from academic year 2011-2012 and Fall 2012 enrollment

Targeted Wins: College Enrollment for Students of Color in Strong Implementation Schools

Percentage Change in College Enrollment between 2009 and 2013 for African American and Latino Students

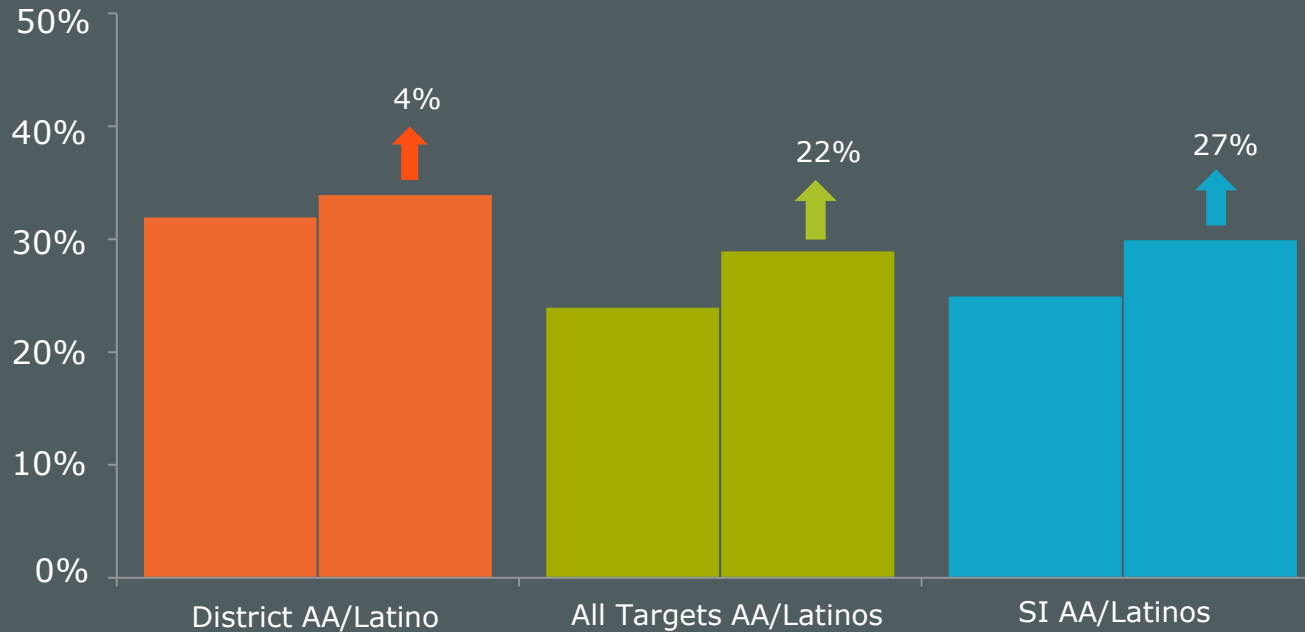


College enrollment among African American and Latino students in strong implementation schools increased by 25% from 2009 to 2013, compared to a 5% increase among students of color in the district overall.

Miami data are from academic year 2011-2012 and Fall 2012 enrollment

Targeted Wins: College Persistence for Students of Color in Strong Implementation Schools

Percentage Change in College Persistence between 2009 and 2013
for African American and Latino Students



College persistence among African American and Latino students in all target schools increased by 22%, and in the strong implementation schools increased by 27% during the same period, compared to a 4% increase in the district overall.

Miami data are from academic year 2011-2012 and Fall 2012 enrollment

PSC Results in Summary

Percentage Change in College Enrollment and Persistence between 2009 and 2013

District Overall Ns (enrollment/total student population)			Target Schools			
			All		Strong Implementation	
	2009	2013	2009	2013	2009	2013
All Students	+5% Enrollment		+18% Enrollment		+30% Enrollment	
	16,165/37,050	17,667/38,498	808/2,165	1,074/2,433	537/1,553	829/1,835
	+7% Persistence		+11% Persistence		+26% Persistence	
	13,476/37,050	15,761/40,566	629/2,165	775/2,393	412/1,553	579/1,741
African American/ Latino	+5% Enrollment		+19% Enrollment		+25% Enrollment	
	11,628/29,355	12,627/30,481	535/1,648	711/1,839	442/1,313	632/1,503
	+4% Persistence		+22% Persistence		+27% Persistence	
	9,400/29,355	10,811/32,410	386/1,648	529/1,852	331/1,313	463/1,462